





Bangladesh Telecommunication Regulatory Commission (BTRC)
Statement of Financial Position

As at 30 June, 2023

Particulars	Notes	Amount in Taka	
		30-June-2023	30-June-2022
Assets			
Non-current assets:		1,047,310,905	995,460,865
Property, Plant and Equipment	4.00	1,018,145,054	937,129,161
SRCB-IDA Credit 3790-BD			
Projects Assets (IDA PART)	5.00	29,165,852	58,331,704
Bangabandhu Satellite System	6.00	-	-
Current Assets:		9,697,325,004	13,254,732,009
Advances, Deposits and Prepayments	7.00	4,085,868	7,165,244
Receivable from Operators	8.00	5,020,174,057	4,183,947,136
Other Receivables	9.00	1,336,012	1,336,012
Cash and Cash Equivalents	10.00	4,671,729,068	9,062,283,618
Total Assets		10,744,635,909	14,250,192,874
Fund and Liabilities:			
Project Fund:		455,631,100	455,631,100
Project (SRCB-IDA 3790-BD) Fund	11.00	455,631,100	455,631,100
Satellite Launching Project	12.00	-	-
Fund Account:		(4,141,852,726)	(6,248,026,965)
Benevolent Reserve Fund	13.00	6,413,054	5,169,672
Gratuity Fund	14.00	247,321,745	214,707,651
Group Insurance Fund	15.00	176,622,865	152,214,023
Pension Fund	16.00	2,328,030,619	1,947,751,002
Leave Encashment Reserve Fund	17.00	70,816,954	49,984,695
Capital Expenditure Fund	18.00	(6,971,057,962)	(8,617,854,007)
Non-Current Liabilities:		9,130,829,293	9,157,683,770
Long term loan from HSBC	19.00	9,130,829,293	9,157,683,770
Current Liabilities:		5,300,028,242	10,884,904,969
Account Payable	20.00	115,583,818	97,074,853
Accrued Expenses	21.00	21,942,574	19,152,356
Advance Income from others	22.00	107,042	79,532
Payable to GOB Consolidated Fund	23.00	5,162,394,808	10,768,598,227
Total Fund and Liabilities		10,744,635,909	14,250,192,874

The annexed notes form an integral part of these financial statements.

			
Md. Delowar Hossain	Aftab Md Rashedul Wadud	Dr. Musfiq Mannan Choudhury, FIDM, FCIM	Shyam Sunder Sikder
Deputy Director	Director	Commissioner	Chairman

Signed in terms of our report of even date.

Place: Dhaka
Dated: 26 September 2023


Md. Syful Islam, FCA, FCMA
Managing Partner
Syful Shamsul Alam & Co.
Chartered Accountants
Enrolment No.: 615
Firm Reg. No.: I/I/ICAB-2003(1)
DVC:

Bangladesh Telecommunication Regulatory Commission (BTRC)
Statement of Income and Expenditure
For the financial year ended 30 June, 2023


Particulars	Notes	Amount in Taka	
		30-June-2023	30-June-2022
Revenue Income:			
Fees and Charges	24.00	40,598,634,095	43,326,123,716
Administrative fines and late fees	25.00	689,051,654	195,047,654
Audit Finding Revenue	26.00	-	-
Finance income	26.00	196,373,049	157,172,999
Other income	27.00	10,911,294	7,731,241
Total Income (A)		41,494,970,092	43,686,075,611
Expenditure:			
Salary and benefits	28.00	288,572,729	286,390,923
Provident fund revenue expenses	29.00	29,847,952	21,947,757
Repairs and maintenance	30.00	6,555,219	11,216,596
Travelling expenses	31.00	1,699,083	10,310,963
Fuel expense (Petrol and CNG)	32.00	9,290,562	7,421,643
Electricity, Water and Gas	33.00	8,845,448	7,132,051
Administrative expenses	34.00	669,554,341	576,046,336
Satellite Revenue Expenses/(Gain)	35.00	1,879,526,722	(10,025,114)
Training expenses	36.00	1,367,790	2,958,130
Printing, Publication and Stationery	37.00	2,989,217	4,877,294
Finance Expenses	38.00	249,554	222,926
Depreciation expenses	4.00	205,812,997	70,642,611
Depreciation expense: SRCB IDA Project	5.00	29,165,853	29,165,853
Depreciation: Satellite Asset	6.00	-	1,856,541,257
Gift for Satallite Book Transfer			8,649,985,883
Total Expenditure (B)		3,133,477,467	11,524,835,108
Excess of income over expenditure transferred to GOB consolidated fund account (A-B)		38,361,492,625	32,161,240,502
		41,494,970,092	43,686,075,611
Amount transferred to GOB Consolidated Fund Accounts			
Excess of income over expenditure		38,361,492,625	32,161,240,502
Depreciation on Satellite Asset		-	1,856,541,257
Gift for Satallite Book Transfer		-	8,649,985,883
		38,361,492,625	42,667,767,641

The annexed notes form an integral part of these financial statements.



Md. Delowar Hossain

Deputy Director



Aftab Md Rashedul Wadud

Director



Dr. Musfiq Mannan Choudhury,
FIDM, FCIM

Commissioner



Shyam Sunder Sikder

Chairman

Signed in terms of our report of even date.

Place: Dhaka
Dated: 26 September 2023



Md. Syful Islam, FCA, FCMA

Managing Partner

Syful Shamsul Alam & Co.

Chartered Accountants

Enrolment No.: 615

Firm Reg. No.: I/I/ICAB-2003(1)

DVC:

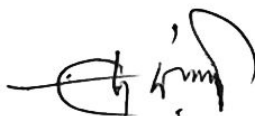
Bangladesh Telecommunication Regulatory Commission (BTRC)

Statement of Cash Flows

For the financial year ended 30 June, 2023

Particulars	Amount in Taka	
	30-June-2023	30-June-2022
Cash Flows from Operating Activities:		
Excess of Income over Expenditure	38,361,492,625	32,161,240,502
Adjustment for:		
Exchange Gain-HSBC Loan	-	(126,276,830)
Gift for Satellite Book Transfer	-	8,649,985,883
Depreciation Expenses	234,978,850	1,956,349,721
	38,596,471,475	42,641,299,276
Changes in:		
Receivables from operators	(836,226,921)	(4,179,397,323)
Capital Expenditure Fund Account	1,646,796,044	-
Other Receivables	-	2,666,667
Advance Income from others	27,510	-
Advances, Deposits and Pre-payments	3,079,376	(1,510,674)
Account Payable	18,508,965	162,144
Accrued Expenses	2,790,218	(102,680,225)
Leave Encashment Reserve Fund	20,832,259	20,887,647
Benevolent Reserve Fund	1,243,382	1,246,215
Pension Fund	380,279,617	299,045,055
Gratuity Fund	32,614,094	39,976,233
Group Insurance Fund	24,408,842	23,721,258
Cash generated from Operating Activities	1,294,353,386	(3,895,883,003)
A. Net Cash from Operating Activities	39,890,824,862	38,745,416,272
Cash Flows from Investing Activities:		
Acquisition of Furniture & Fixture	(3,728,645)	(18,400)
Acquisition of Office Equipment	(1,148,978)	(1,893,625)
Acquisition of Office Decoration	(382,500)	-
Acquisition of Computer & Printer	(2,289,908)	(5,449,590)
Acquisition of LAN Network Equipment	(84,159)	(736,739)
Telecom Equipment	(279,132,825)	(755,814,176)
Land Development (Civil)	(61,875)	-
Vehicles	-	(7,109,100)
Electrical Equipment	-	(68,220)
B. Net Cash Used in Investing Activities	(286,828,889)	(771,089,850)
Cash Flows from Financing activities:		
Repayment of Long Term HSBC loan	(1,594,946,005)	(1,616,984,044)
Addition of Long Term HSBC loan	1,568,091,527	-
Fund Transferred to GOB Accounts	(43,967,696,044)	(30,957,862,666)
C. Net Cash used in Financing Activities	(43,994,550,522)	(32,574,846,710)
D. Net increase/(decrease) in Cash at Bank	(4,390,554,550)	5,399,479,713
Opening Cash and Bank Balances	9,062,283,618	3,662,803,906
F. Closing Cash at Bank Balances (D+E)	4,671,729,068	9,062,283,618

The annexed notes form an integral part of these financial statements.



Md. Delowar Hossain

Deputy Director



Aftab Md Rashedul Wadud

Director



Dr. Musfiq Mannan Choudhury,
FIDM, FCIM

Commissioner



Shyam Sunder Sikder

Chairman